

BIPRO

SYSTEM & PRODUCT CERTIFICATES

- IEC 61215 / IEC 61730 / UL 61730
- ISO 9001: 2015 Quality Management System
- ISO 14001: 2015 Environment Management System
- ISO 45001: 2018 Occupational Health and Safety Management Systems

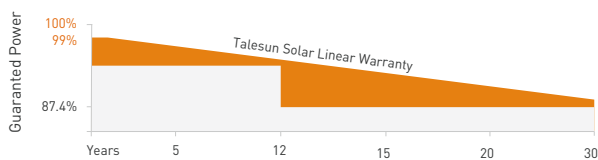


PERFORMANCE WARRANTY

12 Years
Quality Assurance

30 Years
Power Output Guarantee

Linear Performance Warranty



Excellent Anti-PID Performance

Anti

192 hours Anti-PID test

Wider Application



No water-permeability and high wear-resistance, can be widely used in high-humid, windy and dusty area

IP68 Junction Box



High waterproof level

ELECTRICAL CHARACTERISTICS

Testing Condition	STC	NMOT	STC	NMOT	STC	NMOT	STC	NMOT	STC	NMOT
Maximum Power (Pmax/W)	620	473	625	478	630	482	635	486	640	490
Operating Voltage (Vmpp/V)	36.20	33.90	36.40	34.30	36.60	34.50	36.80	34.70	37.00	35.00
Operating Current (Impp/A)	17.13	13.94	17.19	13.95	17.22	13.96	17.26	13.98	17.30	14.00
Open-Circuit Voltage (Voc/V)	43.20	40.90	43.50	41.20	43.90	41.60	44.20	41.90	44.50	42.10
Short-Circuit Current (Isc/A)	18.18	14.65	18.21	14.68	18.24	14.70	18.27	14.73	18.30	14.75
Module Efficiency (%)	21.90		22.10		22.30		22.40		22.60	

STC: Irradiance 1000W/m², Spectra at AM1.5, Module Temperature 25 °C. Power output tolerance: 0~+5W, Test uncertainty for Pmax : ±3%
 NMOT : Irradiance 800W/m², Spectra at AM1.5, Ambient Temperature 20 °C, Wind speed 1m/s

REAR SIDE POWER GAIN(REFERENCE TO 630W FRONT)

Pmax gain	5%	10%	15%	20%	25%
Pmax/W	662	693	725	756	788
Vmpp/V	36.60	36.60	36.60	36.60	36.60
Impp/A	18.08	18.94	19.80	20.66	21.53
Voc/V	43.90	43.90	43.90	43.90	43.90
Isc/A	19.15	20.06	20.98	21.89	22.80

MECHANICAL CHARACTERISTICS

Cell Type	N-type Mono-Crystallin (18Busbar)
No. of Cells	120pcs in series (6*20)
Module Dimensions	2172*1303*33mm (85.51*51.30*1.30inches)
Weight	34.9kg (76.94lbs.)
Front Glass	2.0mm AR Coating Semi-tempered Glass
Back Glass	2.0mm Glazed Semi-tempered Glass
Frame	Anodized Aluminium Alloy
Junction Box	IP68, 3 Bypass Diodes
Output Cables	4mm ² (IEC), 12AWG(UL) 350(+),280(-)mm in Length or Customized Length
Connectors	T01/LJQ-3-CSY/MC4/MC4-EV02

APPLICATION CONDITIONS

Maximum System Voltage	1500V/DC
Operating Temperature	-40°C~+85°C
Maximum Series Fuse	35A
Safety Protection Class	Class
Mechanical Load	Front side 5400Pa, Back side 2400Pa
Refer. Bifaciality Factor	80%±5%

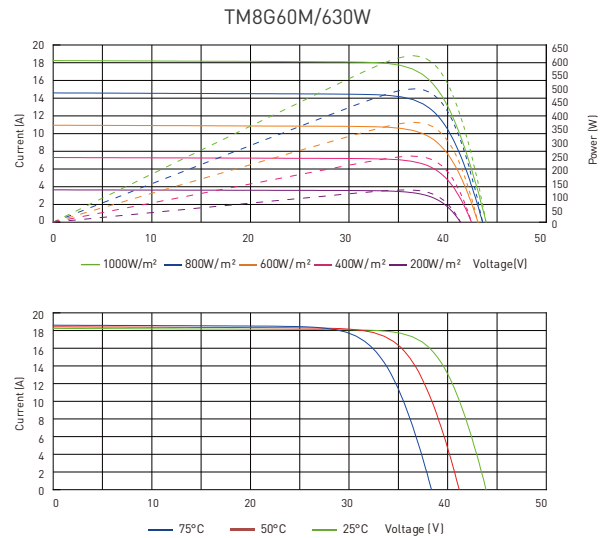
TEMPERATURE CHARACTERISTICS

Temperature Coefficient of Pmax	-0.29%/°C
Temperature Coefficient of Voc	-0.24%/°C
Temperature Coefficient of Isc	+0.043%/°C
Nominal Module Operating Temperature(NMOT)	43±2°C


PACKING CONFIGURATION

Pieces Per Pallet	33	33(USA)
Pieces Per Container(40'HQ)	594	528

Electrical Performance



TECHNICAL DRAWINGS



The specification and key features described in this datasheet may deviate slightly and are not guaranteed. Due to ongoing innovation, R&D enhancement, Suzhou Talesun Solar Technologies Co., Ltd. reserves the right to make any adjustment to the information described herein at any time without notice. Please always obtain the most recent version of the datasheet which shall be duly incorporated into the binding contract made by the parties governing all transactions related to the purchase and sale of the products described herein.